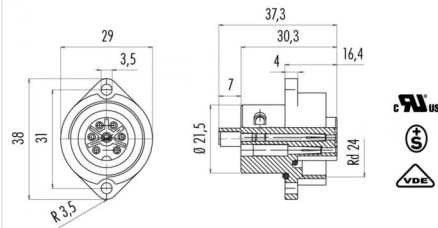


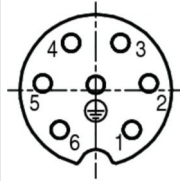
Product **Contacts: 6+PE, Female panel mount connector, central locking, screw clamp termination, PG 9**

Area **RD24 Power Series 692/693**
 Article number **09 4220 150 07**

Scale drawing

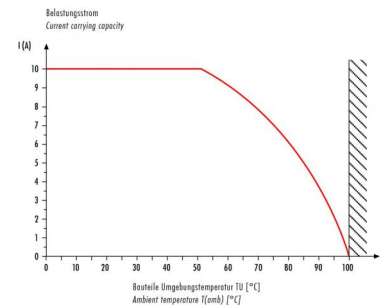


Contact Arrangement



	X	Y
1	3,25	-3,54
2	4,76	0,63
3	2,22	4,26
4	-2,22	4,26
5	-4,76	0,63
6	-3,25	-3,54
PE	0,00	0,50

Attenuation characteristics



You can find the assembly instruction on the next page.

Technical data

General features

Connector Design	female panel mount connector
Connector locking system	bolted
Termination	screw
Wire gauge (mm)	1,5-2,5 mm ²
Wire gauge (AWG)	-
Cable outlet	-
Upper temperature	100 °C
Lower temperature	-40 °C

Electrical parameters

Rated voltage	250 V
Rated impulse voltage	4000 V
Pollution degree	3
Overvoltage category	III
Material group	III
Rated current (40°C)	10 A (8 A UL)
Volume resistivity	≤ 5 mΩ
EMV compliance	not shielded
Degree of protection	IP67
Mechanical operation	> 500 Mating cycles

Material

Material of contact	CuSn (Bronze)
Contact plating	Ag (silver)
Material of contact body	PBT

Product

Contacts: 6+PE, Female panel mount connector, central locking, screw clamp termination, PG 9

Area

RD24 Power Series 692/693

Article number

09 4220 150 07

Installation instructions / Mounting cutout

