

Product sheet

Subminiature connector



| | | | |
|---------|---|----------------|--------------------------------|
| Product | Contacts: 4, Female cable connector with strain relief | Area | Snap-in IP40 Series 719 |
| Pole | 4 | Article number | 09 9764 70 04 |

| Illustration | Scale drawing | Contact Arrangement | | | | | | | | | | | | | | | |
|--------------|---------------|--|--|---|---|---|-------|-------|---|-------|------|---|------|------|---|------|-------|
| | | <table border="1"> <thead> <tr> <th></th> <th>X</th> <th>Y</th> </tr> </thead> <tbody> <tr> <td>1</td> <td>-1,06</td> <td>-1,06</td> </tr> <tr> <td>2</td> <td>-1,06</td> <td>1,06</td> </tr> <tr> <td>3</td> <td>1,06</td> <td>1,06</td> </tr> <tr> <td>4</td> <td>1,06</td> <td>-1,06</td> </tr> </tbody> </table> | | X | Y | 1 | -1,06 | -1,06 | 2 | -1,06 | 1,06 | 3 | 1,06 | 1,06 | 4 | 1,06 | -1,06 |
| | X | Y | | | | | | | | | | | | | | | |
| 1 | -1,06 | -1,06 | | | | | | | | | | | | | | | |
| 2 | -1,06 | 1,06 | | | | | | | | | | | | | | | |
| 3 | 1,06 | 1,06 | | | | | | | | | | | | | | | |
| 4 | 1,06 | -1,06 | | | | | | | | | | | | | | | |

You can find the item description on the next page.

Technical data

Common values

| | |
|--------------------------|------------------------|
| Connector Design | Female cable connector |
| Connector locking system | Snap |
| Termination | Solder |
| Wire gauge (mm) | 0.25 mm ² |
| Wire gauge (AWG) | 24 |
| Cable outlet | max. 4 mm |
| Upper temperature | 70 °C |
| Lower temperature | -25 °C |

Cable data

| | |
|------------------------|---|
| material housing | - |
| Insulation single lead | - |
| Single lead structure | - |
| Conductor resistance | - |

Electrical values

| | |
|-----------------------|---------------------|
| Rated voltage | 60 V |
| Rated impulse voltage | 800 V |
| Pollution degree | 1 |
| Overvoltage category | II |
| Material group | III |
| Rated current (40°C) | 3 A |
| Volume resistivity | ≤ 3 mΩ |
| EMV compliance | not shieldable |
| Degree of protection | IP40 |
| Mechanical operation | > 100 mating cycles |

Material

| | |
|--------------------------|---------------|
| Material of contact | CuSn (Bronze) |
| Contact plating | Au (Gold) |
| Material of contact body | PA |
| Material of housing | PA |

Contacts: 4, Female cable connector with strain relief, max. cable outlet 4 mm

Product

Contacts: 4, Female cable connector with strain relief
4

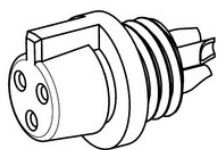
Area
Article number

Snap-in IP40 Series 719
09 9764 70 04

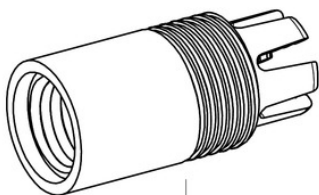
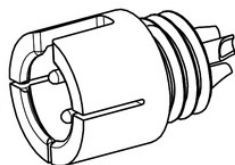
Pole

Item description

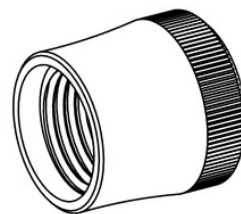
Buchseneinsatz
female insert



Steckereinsatz
male insert



Klemmkorb
pinch ring



Druckschraube
pressing screw