

Product sheet

Miniature connector

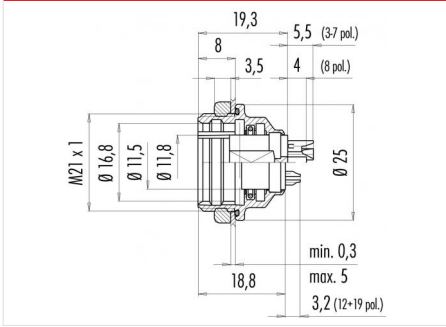


Product	Contacts: 5, female panel mount connector, screwed from front, IP 67	Area	Push-Pull IP67 Series 440
Pole	5	Article number	09 4816 80 05

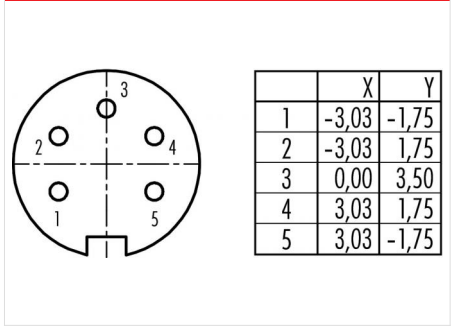
Illustration



Scale drawing



Contact Arrangement



You can find the item description and assembly instruction on the next page.

Technical data

Common values

Connector Design	Female panel mount connector
Connector locking system	Push-Pull
Termination	Solder
Wire gauge (mm)	0.75 mm ²
Wire gauge (AWG)	20
Cable outlet	-
Upper temperature	85 °C
Lower temperature	-40 °C

Electrical values

Rated voltage	250 V
Rated impulse voltage	1500 V
Pollution degree	1
Overvoltage category	I
Material group	III
Rated current (40°C)	6 A
Volume resistivity	≤ 3 mΩ
EMV compliance	not shielded
Degree of protection	IP67
Mechanical operation	> 1000 mating cycles

Material

Material of contact	CuSn (Bronze)
Contact plating	Au (Gold)
Material of contact body	PBT (UL 94 V-0)
Material of housing	CuZn (Brass nickel-plated)

Contacts: 5, female panel mount connector, screwed from front, IP 67

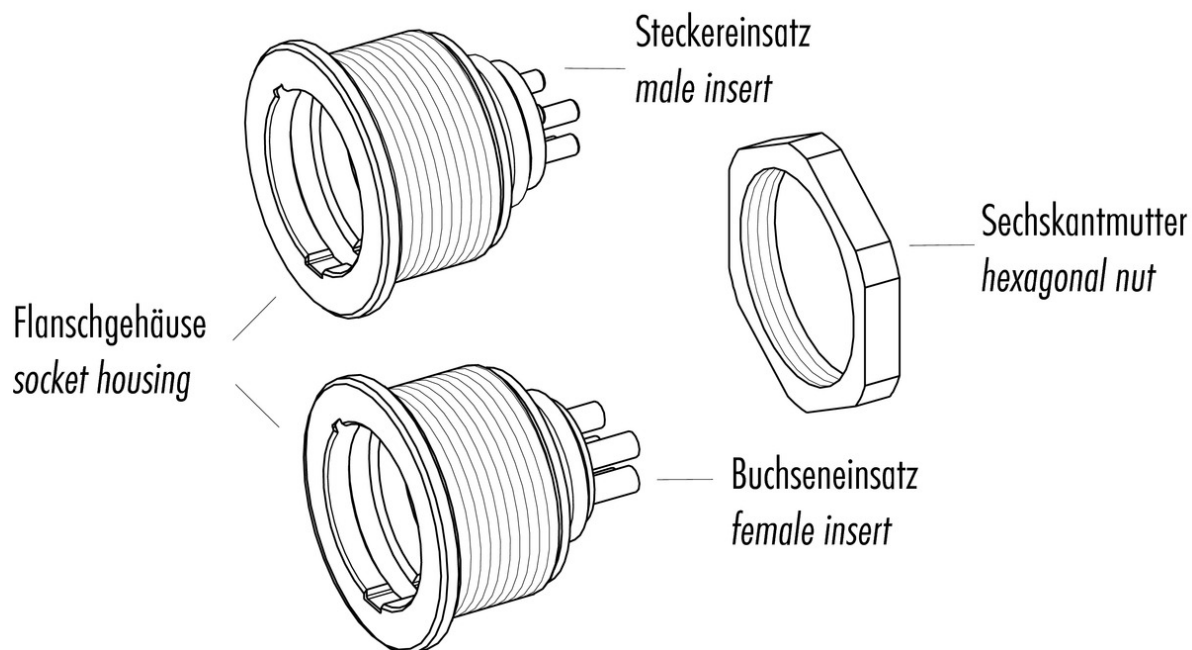
Product
Pole

Contacts: 5, female panel mount
connector, screwed from front, IP 67
5

Area
Article number

Push-Pull IP67 Series 440
09 4816 80 05

Item description



Installation instructions / Mounting cutout

