

Product **Polzahl 8, Flanschstecker, tauchlöten, M16x 1,5**  
 Area **M12-A Series 713/763**  
 Article number **86 0231 0000 00008**

Illustration	Scale drawing	Contact Arrangement																																				
		<table border="1"> <thead> <tr> <th></th> <th>X</th> <th>Y</th> <th></th> </tr> </thead> <tbody> <tr> <td>1</td> <td>2,69</td> <td>0,57</td> <td>1 weiß/white</td> </tr> <tr> <td>2</td> <td>0,57</td> <td>2,69</td> <td>2 braun/brown</td> </tr> <tr> <td>3</td> <td>-1,66</td> <td>2,20</td> <td>3 grün/green</td> </tr> <tr> <td>4</td> <td>-2,75</td> <td>0,19</td> <td>4 gelb/yellow</td> </tr> <tr> <td>5</td> <td>-1,94</td> <td>-1,94</td> <td>5 grau/grey</td> </tr> <tr> <td>6</td> <td>0,19</td> <td>-2,74</td> <td>6 rosa/pink</td> </tr> <tr> <td>7</td> <td>2,20</td> <td>-1,65</td> <td>7 blau/blue</td> </tr> <tr> <td>8</td> <td>0,00</td> <td>0,00</td> <td>8 rot/red</td> </tr> </tbody> </table> <p>Geschirmte Versionen: Schirm auf Gehäuse oder Pin 8                      Shielded versions: shield on housing or pin 8</p>		X	Y		1	2,69	0,57	1 weiß/white	2	0,57	2,69	2 braun/brown	3	-1,66	2,20	3 grün/green	4	-2,75	0,19	4 gelb/yellow	5	-1,94	-1,94	5 grau/grey	6	0,19	-2,74	6 rosa/pink	7	2,20	-1,65	7 blau/blue	8	0,00	0,00	8 rot/red
	X	Y																																				
1	2,69	0,57	1 weiß/white																																			
2	0,57	2,69	2 braun/brown																																			
3	-1,66	2,20	3 grün/green																																			
4	-2,75	0,19	4 gelb/yellow																																			
5	-1,94	-1,94	5 grau/grey																																			
6	0,19	-2,74	6 rosa/pink																																			
7	2,20	-1,65	7 blau/blue																																			
8	0,00	0,00	8 rot/red																																			

You can find the assembly instruction on the next page.

## Technical data

### General features

Connector Design	male panel mount connector
Connector locking system	bolted
Termination	dip-solder
Wire gauge (mm)	0,25 mm <sup>2</sup>
Wire gauge (AWG)	24
Upper temperature	85 °C
Lower temperature	-40 °C

### Cable data

Approval 1	UL
------------	----

### Electrical parameters

Rated voltage	30 V
Rated impulse voltage	800 V
Pollution degree	3
Overvoltage category	II
Material group	II
Rated current (40°C)	2 A
Volume resistivity	≤ 3 mΩ
EMV compliance	not shielded
Degree of protection	IP68
Mechanical operation	> 100 Mating cycles

### Material

Material of contact	CuZn (Messing)
Contact plating	Au (gold)
Material of contact body	PA

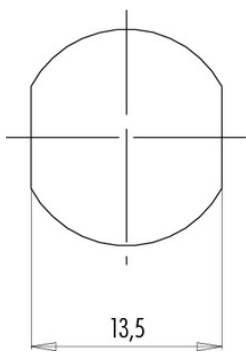
Product **Polzahl 8, Flanschstecker, tauchlöten, M16x 1,5**

Area **M12-A Series 713/763**  
Article number **86 0231 0000 00008**

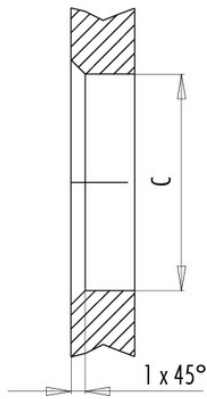
**Installation instructions / Mounting cutout**

Mit Fläche als Verdrehschutz  
With flats as anti-rotation device

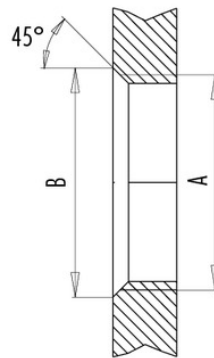
PG 9/M16 x 1,5



Mit Durchgangsbohrung  
With bore hole



Mit Gewinde, einschraubbar  
With thread to screw in



alternativ/alternativ

	A	B	C
PG 9	PG 9	16,2	15,3
PG 13,5	PG 13,5	21,5	20,5
M16x1,5	M16x1,5	17,0	16,1
M20x1,5	M20x1,5	21,0	20,1

Anzugsdrehmoment/Tightening moment

Metallgehäuse/Metal housing 6,25 Nm  
Kunststoffgehäuse/Plastic housing 3,75 Nm