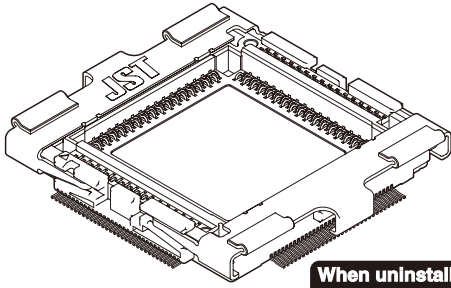
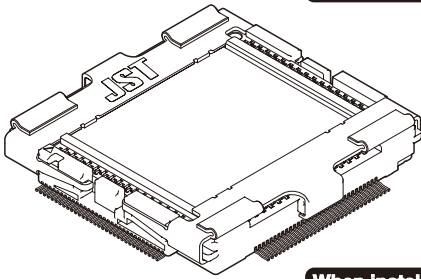


MFP CONNECTOR

0.65mm pitch/Socket for Flash Package



When uninstalling memory flash package



When installing memory flash package

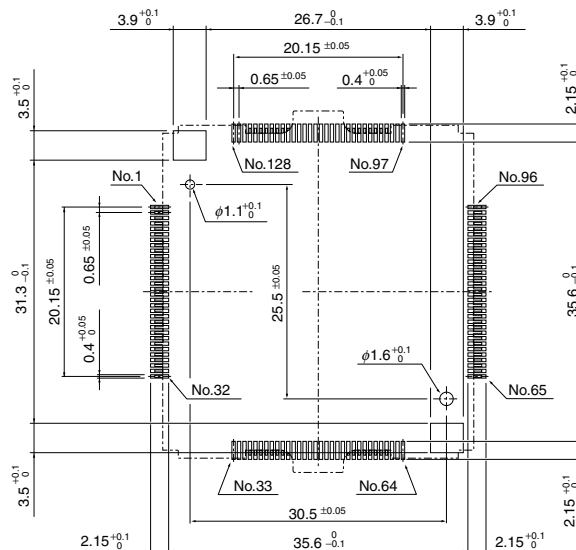
This connector is an IC socket corresponding to the flash package for memory of picture in game machine.

- High reliability of connection
- Adopting the holding mechanism by the metal slider
- Use of an exclusive jig for mounting and dismounting (Injustice prevention)
- Structure of preventing miss-mounted connector on PC board and miss-installed memory flash package into the connector
- Product with dust cover is provided as standard product

Specifications

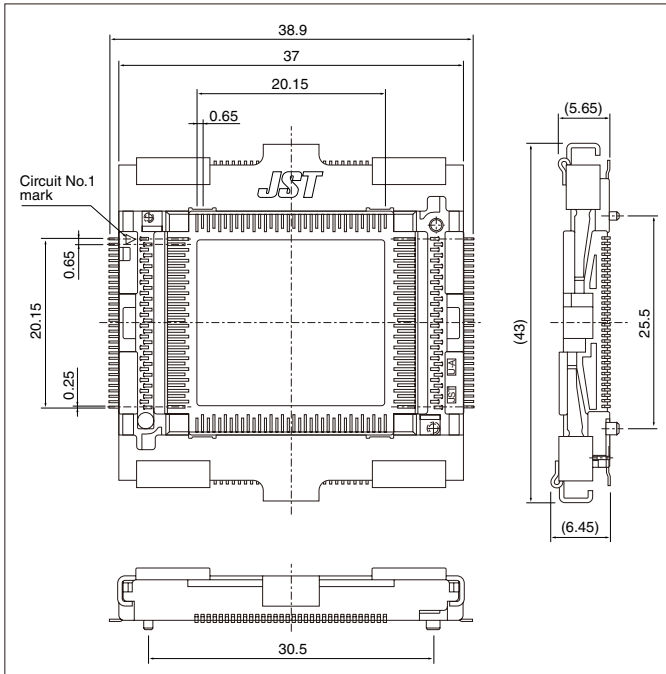
- Current rating: 0.5A AC, DC
- Voltage rating: 50V AC, DC
- Temperature range: -25°C to +85°C
(including temperature rise in applying electrical current)
- Insulation resistance: 125MΩ min.
- Withstanding voltage: 150V AC/minute
- Applicable PC board thickness: 1.6mm
- * Compliant with RoHS.
- * Refer to "General Instruction and Notice when using Terminals and Connectors" at the end of this catalog.
- * Contact JST for details.
- * Contact JST when using other thickness PC board.
- * Contact JST for applicable memory flash package.

PC board layout



MFP CONNECTOR

Connector



Model No.	Q'ty / box
MFP-128SK-1402MB (C)	60

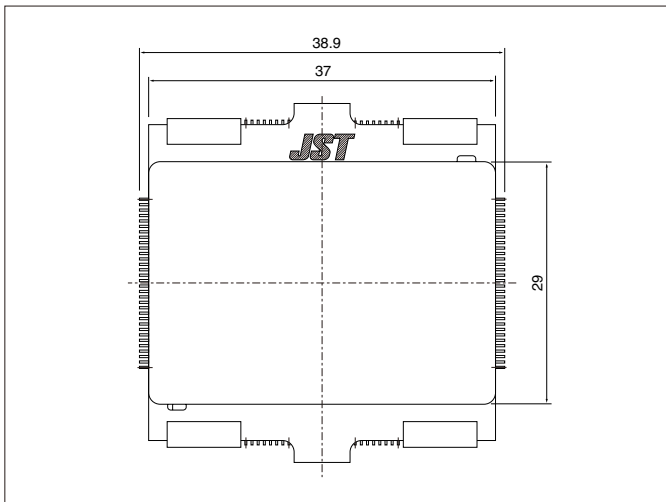
Material and Finish

Contact: Copper alloy, nickel-undercoated, gold-plated
Housing: Heat resisting resin, UL94V-0
Dust cover: Heat resisting resin, UL94V-0
Reinforcing tab: Copper alloy, copper-undercoated, tin-plated
Metal slider: Stainless steel

RoHS compliance

Note: 1. The above-mentioned product is product with dust cover.
2. Contact JST for product without dust cover.

Connector (Assembling drawing with dust cover)



Jig for memory flash package mounting and dismounting

Exclusive jig for mounting and dismounting	
Jig	Model No.
Jig for memory flash package mounting	IT-MFP01
Jig for memory flash package dismounting	EJ-MFP01