



PART NUMBER WTC-1307-1

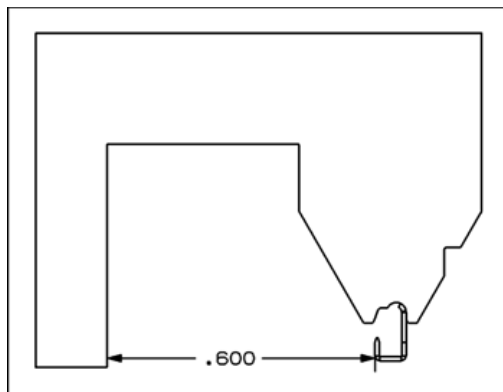
This Wire Termination tool can be used to terminate wires for Zierick **Part Number 1307** (Surface Mount Insulation Piercing Crimp Terminal) in low volume or in the field (Figure 1).

Crimping Instructions:

- Place wire over the SMT Crimp Terminal using slight pressure. Align the Notch on the side of the anvil with the 'Fingered'/tall side of the part (Figure 2).
- Squeeze the Tool handle to push the terminal down until hand tool releases (Figure 3).

Crimp Hand Tool Part Numbers:

- WTC-1307-1



1307 Hand Tool Orientation and Edge Distance



Figure 1: WTC-1307-1 Termination Tool




Figure 2: Wire Placement in Tool




Figure 3: Wire Crimped in Hand Termination Tool