

Product	Contacts: 4, Female panel mount connector with single wires, 0.25 mm², M20 x 1.5	Area	M12-A Series 713/763
Pole	4	Article number	76 0432 0111 00004 0200

Illustration	Scale drawing	Contact Arrangement								
		<table style="margin-left: auto; margin-right: auto;"> <tr> <td>1</td> <td>braun/brown</td> </tr> <tr> <td>2</td> <td>weiß/white</td> </tr> <tr> <td>3</td> <td>blau/blue</td> </tr> <tr> <td>4</td> <td>schwarz/black</td> </tr> </table>	1	braun/brown	2	weiß/white	3	blau/blue	4	schwarz/black
1	braun/brown									
2	weiß/white									
3	blau/blue									
4	schwarz/black									

You can find the assembly instruction on the next page.

Technical data

Common values

Connector Design	Female panel mount connector
Connector locking system	screw
Termination	Single wires
Wire gauge (mm)	0.25 mm ²
Wire gauge (AWG)	24
Upper temperature	85 °C
Lower temperature	-40 °C

Electrical values

Rated voltage	250 V
Rated impulse voltage	2500 V
Pollution degree	3
Overvoltage category	II
Material group	II
Rated current (40°C)	4 A
Volume resistivity	≤ 3 mΩ
Degree of protection	IP67
Mechanical operation	> 100 mating cycles

Material

Material of contact	CuSn (Bronze)
Contact plating	Au (Gold)
Material of contact body	PA
Material of housing	CuZn (Brass nickel-plated)

Contacts: 4, Female panel mount connector with single wires, 0.25 mm², fixing thread M20 x 1.5

Product

Contacts: 4, Female panel mount connector with single wires, 0.25 mm², M20 x 1.5

Area
Article number

M12-A Series 713/763
76 0432 0111 00004 0200

Pole

4

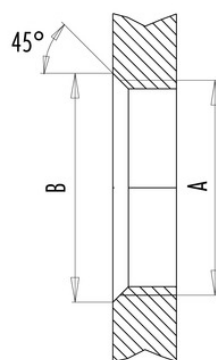
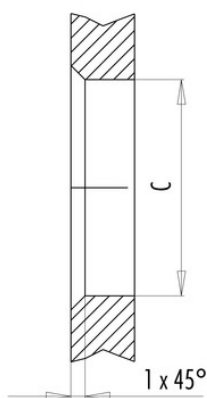
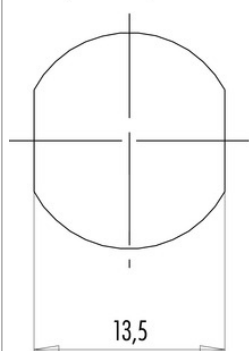
Installation instructions / Mounting cutout

Mit Fläche als Verdrehschutz
With flats as anti-rotation device

Mit Durchgangsbohrung
With bore hole

Mit Gewinde, einschraubbar
With thread to screw in

PG 9/M16 x 1,5



alternativ/alternativ

	A	B	C
PG 9	PG 9	16,2	15,3
PG 13,5	PG 13,5	21,5	20,5
M16x1,5	M16x1,5	17,0	16,1
M20x1,5	M20x1,5	21,0	20,1

Anzugsdrehmoment/Tightening moment

Metallgehäuse/Metal housing 6,25 Nm
Kunststoffgehäuse/Plastic housing 3,75 Nm