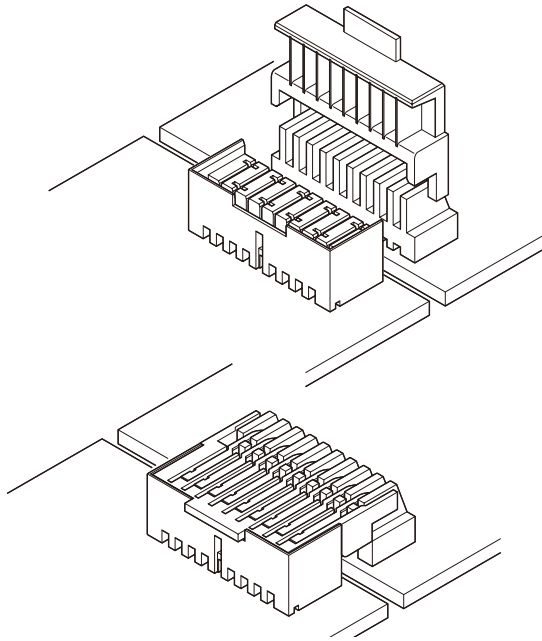


# 1.25FJ CONNECTOR

1.25mm pitch/Board-to-board connectors



**The 1.25FJ connector is a 1.25mm pitch board-to-board connector. Its plug consists of a unique flexible hinge that absorbs circuit board misalignment. Board-to-board connection requires less labor and is more reliable because the connection can be made without the use of harnesses after the printed circuit boards are installed in their enclosures.**

- **Low profile**
- **Allows connection after mounting**
- **Assures a reliable connection**

## Specifications

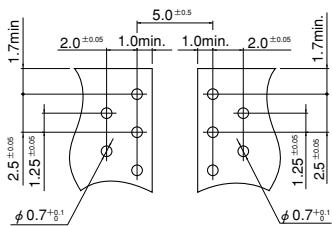
- Current rating: 0.5A(1.0A :1.25FJ-N type) AC, DC
- Voltage rating: 50V AC, DC
- Temperature range: -25°C to +85°C  
(including temperature rise in applying electrical current)
- Contact resistance:
  - Short type.....Initial value/40m Ω max.  
After environmental testing/60m Ω max.
  - Long type.....Initial value/70m Ω max.  
After environmental testing/90m Ω max.
  - 1.25FJ-N type... Initial value/50m Ω max.  
After environmental testing/100m Ω max.
- Insulation resistance: 500M Ω min.
- Withstanding voltage: 500V AC/minute
- Applicable PC board thickness: 1.6mm
- \* Compliant with RoHS.
- \* Refer to "General Instruction and Notice when using Terminals and Connectors" at the end of this catalog.
- \* Contact JST for details.

## Standards

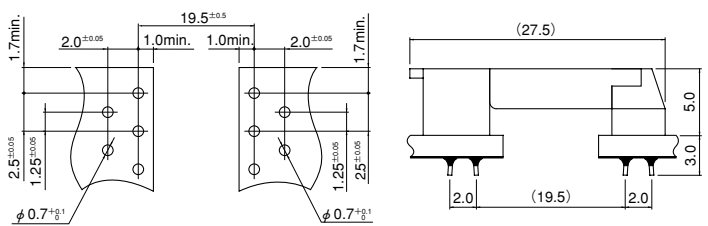
- Ⓜ Recognized E60389
- Ⓢ Certified LR20812

## PC board layout (viewed from component side) and Assembly layout

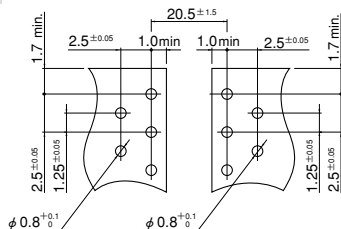
### Short type



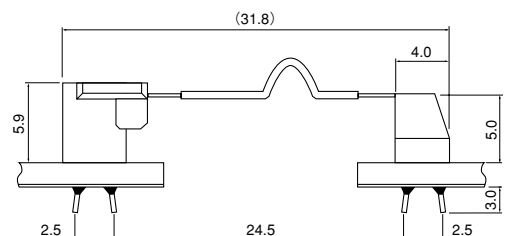
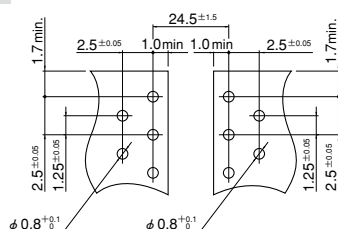
### Long type



### 1.25FJ-N type(250)



### 1.25FJ-N type(280)



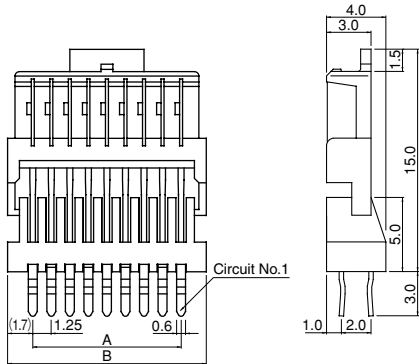
Note: 1. Tolerances are non-cumulative: ±0.05mm for all centers.

2. Hole dimensions differ according to the kind of PC board and piercing method. The dimensions above should serve as a guideline. Contact JST for details.

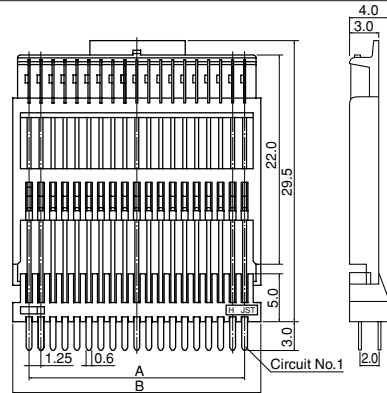
# 1.25FJ CONNECTOR

## Plug

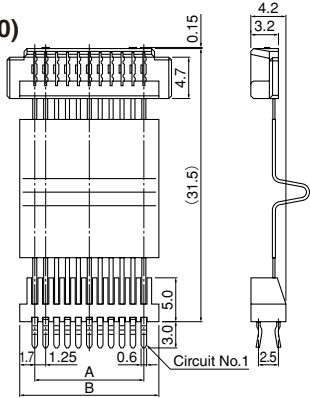
### Short type



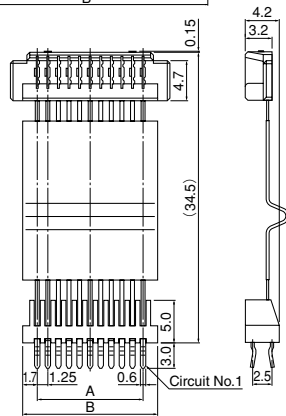
### Long type



### 1.25FJ-N type (250)



### 1.25FJ-N type (280)



Circuits	Model No.				Dimensions (mm)		Q'ty / box			
	Short type	Long type	1.25FJ-N type		A	B	Short type	Long type	1.25FJ-N type	
			250 type	280 type					250 type	280 type
7	—	—	<b>07P250K-1.25FJNA</b>	<b>07P280K-1.25FJN</b>	7.5	10.9	—	—	400	400
9	<b>09P-1.25FJ</b>	—	—	—	10.0	13.4	120	—	—	—
11	<b>11P-1.25FJ</b>	—	<b>11P250K-1.25FJNA</b>	<b>11P280K-1.25FJN</b>	12.5	15.9	120	—	280	280
13	<b>13P-1.25FJ</b>	—	<b>13P250K-1.25FJNA</b>	<b>13P280K-1.25FJN</b>	15.0	18.4	120	—	280	280
15	<b>15P-1.25FJ</b>	—	—	—	17.5	20.9	120	—	—	—
19	<b>19P-1.25FJ</b>	<b>19P215S-1.25FJ</b>	<b>19P250K-1.25FJNA</b>	<b>19P280K-1.25FJN</b>	22.5	25.9	120	280	200	200
21	<b>21P-1.25FJ</b>	—	—	—	25.0	28.4	120	—	—	—

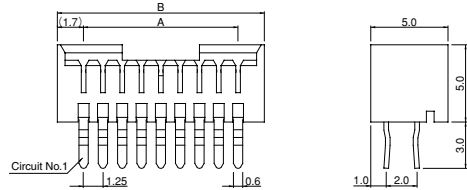
#### Material and Finish

Contact: Short type & Long type / Phosphor bronze, tin-plated (reflow treatment)  
 1.25FJ-N type / Copper-alloy, tin-plated (reflow treatment)  
 Housing: Glass-filled PA 66, UL94V-0

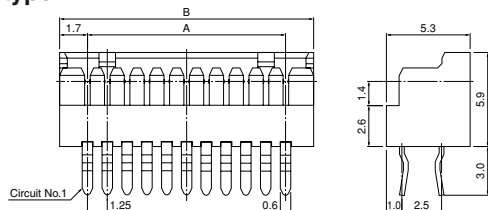
#### RoHS compliance

## Receptacle

### Short type & Long type



### 1.25FJ-N type



Circuits	Model No.		Dimensions (mm)		Q'ty / box	
	Short type & Long type	1.25FJ-N type	A	B	Short type & Long type	1.25FJ-N type
7	—	<b>07RK-1.25FJN</b>	7.5	10.9	—	1,710
9	<b>09R-1.25FJ</b>	—	10.0	13.4	500	—
11	<b>11R-1.25FJ</b>	<b>11RK-1.25FJN</b>	12.5	15.9	500	1,170
13	<b>13R-1.25FJ</b>	<b>13RK-1.25FJN</b>	15.0	18.4	500	990
15	<b>15R-1.25FJ</b>	—	17.5	20.9	500	—
19	<b>19R-1.25FJ</b>	<b>19RK-1.25FJN</b>	22.5	25.9	250	720
21	<b>21R-1.25FJ</b>	—	25.0	28.4	200	—

#### Material and Finish

Contact: Phosphor bronze, copper-undercoated, tin-plated (reflow treatment)  
 Housing: Glass-filled PA 66, UL94V-0

**RoHS compliance** This product displays (LF)(SN) on a label.