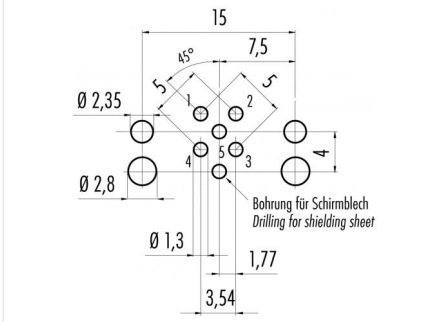


Product	Contacts: 5, Integrated socket for PCB mounting, angled, with UL approval	Area	M12-A Series 713/763
Pole	5	Article number	99 3442 202 05

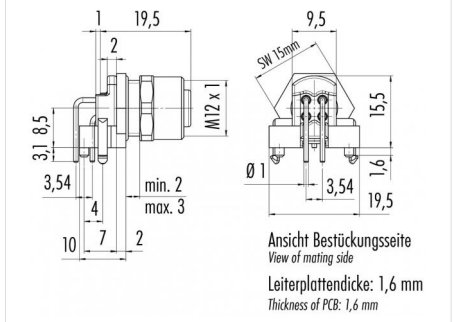
Illustration



Conductor layout



Scale drawing



You can find the assembly instruction on the next page.

Technical data

Common values

Connector Design	Integrated socket
Connector locking system	screw
Termination	dip-solder
Upper temperature	85 °C
Lower temperature	-40 °C

Electrical values

Rated voltage	125 V
Rated impulse voltage	1500 V
Pollution degree	3
Overvoltage category	II
Material group	III
Rated current (40°C)	4 A
Volume resistivity	≤ 3 mΩ
Degree of protection	IP68
Mechanical operation	> 100 mating cycles

Material

Material of contact	CuSn (Bronze)
Contact plating	Au (Gold)
Material of contact body	PA
Material of housing	CuZn (Brass nickel-plated)

Contacts: 5, Integrated socket for PCB mounting, angled, with UL approval

Product

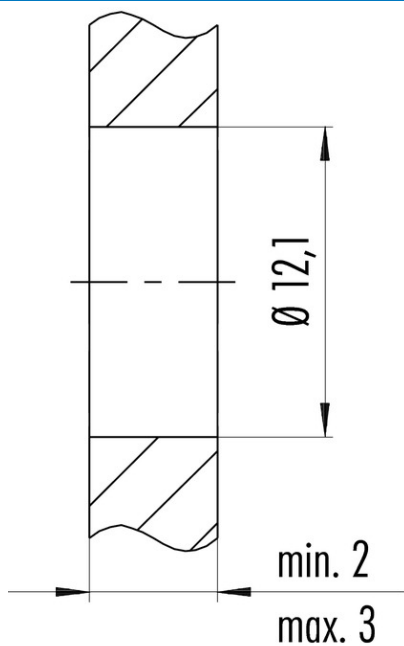
Contacts: 5, Integrated socket for PCB
mounting, angled, with UL approval
5

Area
Article number

M12-A Series 713/763
99 3442 202 05

Pole

Installation instructions / Mounting cutout



Anzugsdrehmoment / *Tightening moment*
M12 x 1 6,25 Nm