

inserts:	page:
CD 64 poles + ⊕	59
CDD 108 poles + ⊕	72
CDS 42 poles + ⊕	81
CSH 24 poles + ⊕	94
CNE, CSE 24 poles + ⊕	107
CCE 24 poles + ⊕	113
CSS 24 poles + ⊕	125
CT, CTSE (16A) 24 poles + ⊕	133
CQE 46 poles + ⊕	141
CQEE 64 poles + ⊕	147
CMCE 10+2 (aux) poles + ⊕	152
CMSH 10+2 (aux) poles + ⊕	153
CX 4/8 and 6/6 poles + ⊕	173 and 175
MIXO 6 modules	179-215

insert centre distance:
104 x 27 mm

hoods with 4 pegs

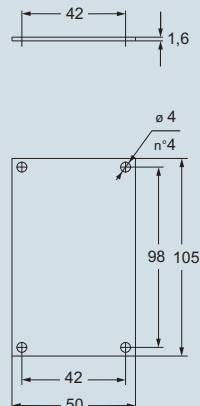


hoods with 4 pegs



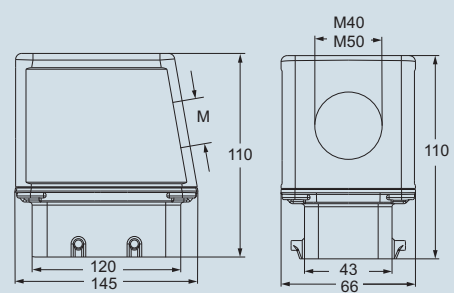
description	part No.	entry M	part No.	entry M
with pegs, side entry	MBO 24.40	40		
with pegs, side entry,	MBO 24.50	50		
with pegs, top entry			MBV 24.40	40
with pegs, top entry			MBV 24.50	50

Dimensions of electronic boards for MBO enclosures side entry




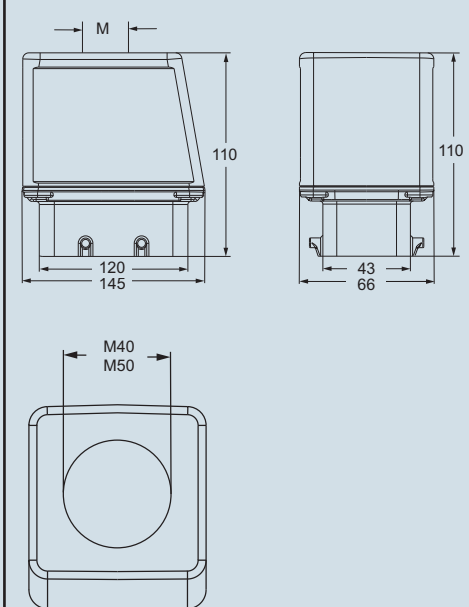
dimensions in mm

MBO 24



dimensions in mm

MBV 24



CALUS Type 4/4X/12



dimensions shown are not binding and may be changed without notice

BIG - size 104.27

inserts:	page:
CD 64 poles + ⊕	59
CDD 108 poles + ⊕	72
CDS 42 poles + ⊕	81
CSH 24 poles + ⊕	94
CNE, CSE 24 poles + ⊕	107
CCE 24 poles + ⊕	113
CSS 24 poles + ⊕	125
CT, CTSE (16A) 24 poles + ⊕	133
CQE 46 poles + ⊕	141
CQEE 64 poles + ⊕	147
CMCE 10+2 (aux) poles + ⊕	152
CMSH 10+2 (aux) poles + ⊕	153
CX 4/8 and 6/6 poles + ⊕	173 and 175
MIXO 6 modules	179-215

insert centre distance:
104 x 27 mm

hoods with 4 pegs



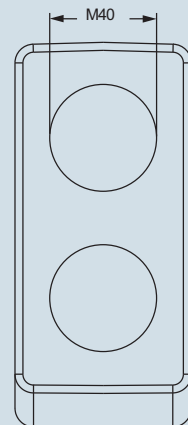
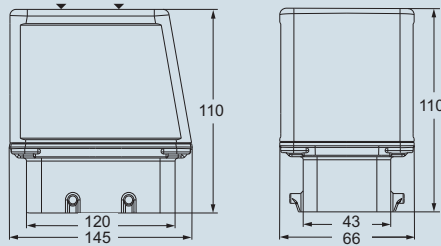
hoods with 4 pegs



description	part No.	entry M	part No.	entry M
with pegs, top entry	MBV 24.240	40 x 2	MBV 24.332	32 x 3
with pegs, top entry				

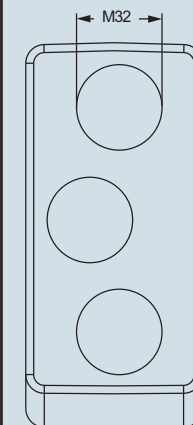
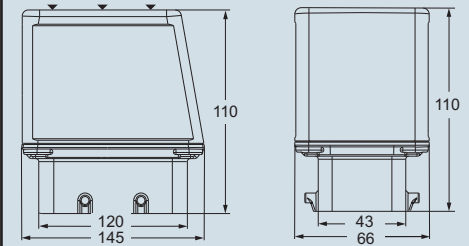
dimensions in mm

MBV 24.240



dimensions in mm

MBV 24.332



CAUS® Type 4/4X/12



dimensions shown are not binding and may be changed without notice

BIG - size 104.27

inserts:	page:
CD 64 poles + ⊕	59
CDD 108 poles + ⊕	72
CDS 42 poles + ⊕	81
CSH 24 poles + ⊕	94
CNE, CSE 24 poles + ⊕	107
CCE 24 poles + ⊕	113
CSS 24 poles + ⊕	125
CT, CTSE (16A) 24 poles + ⊕	133
CQE 46 poles + ⊕	141
CQEE 64 poles + ⊕	147
CMCE 10+2 (aux) poles + ⊕	152
CMSH 10+2 (aux) poles + ⊕	153
CX 4/8 and 6/6 poles + ⊕	173 and 175
MIXO 6 modules	179-215

insert centre distance:
104 x 27 mm

hoods with 4 pegs



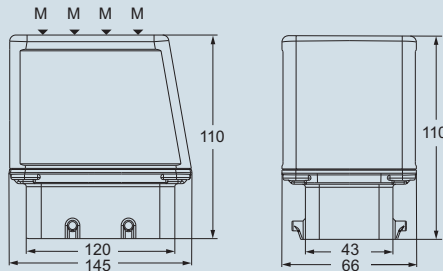
hoods with 4 pegs



description	part No.	entry M	part No.	entry M
with pegs, top entry	MBV 24.425	25 x 4		
with pegs, top entry	MBV 24.720	20 x 7		
with pegs, side entry			MBO 24.225	25 x 2

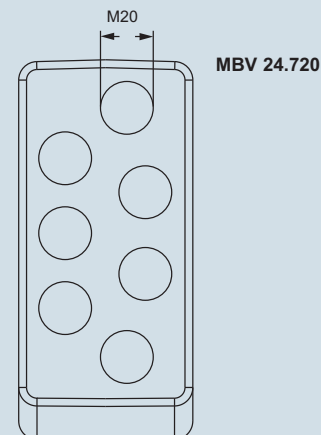
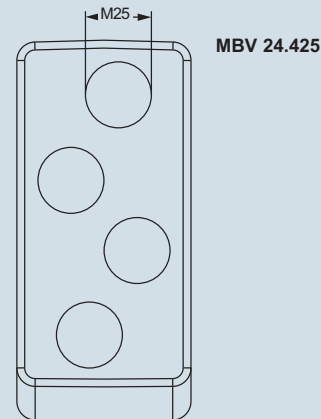
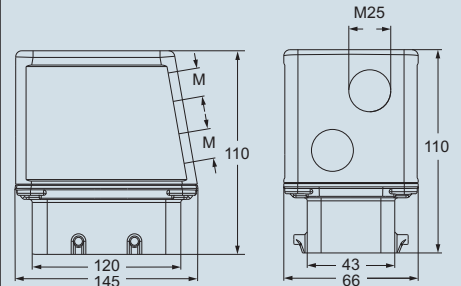
dimensions in mm

MBV 24



dimensions in mm

MBO 24.225



CALUS® Type 4/4X/12



dimensions shown are not binding and may be changed without notice

BIG - size 104.27

inserts:	page:
CD 64 poles + ⊕	59
CDD 108 poles + ⊕	72
CDS 42 poles + ⊕	81
CSH 24 poles + ⊕	94
CNE, CSE 24 poles + ⊕	107
CCE 24 poles + ⊕	113
CSS 24 poles + ⊕	125
CT, CTSE (16A) 24 poles + ⊕	133
CQE 46 poles + ⊕	141
CQEE 64 poles + ⊕	147
CMCE 10+2 (aux) poles + ⊕	152
CMSH 10+2 (aux) poles + ⊕	153
CX 4/8 and 6/6 poles + ⊕	173 and 175
MIXO 6 modules	179-215

insert centre distance:
104 x 27 mm

hoods with 4 pegs



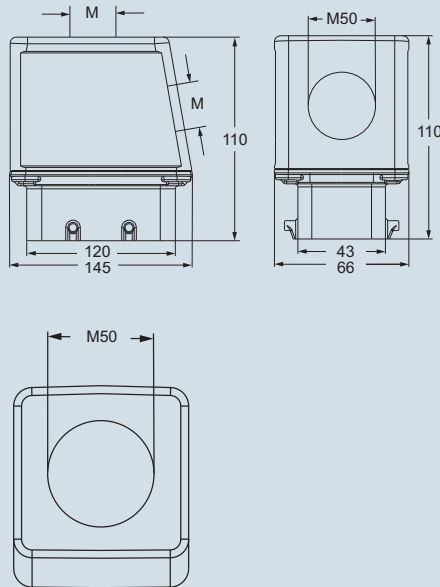
hoods with 4 pegs



description	part No.	entry M	part No.
with pegs, side and top entries	MBVO 24.250	50 x 2	
with pegs, without entries, designed to be drilled			CBC 24

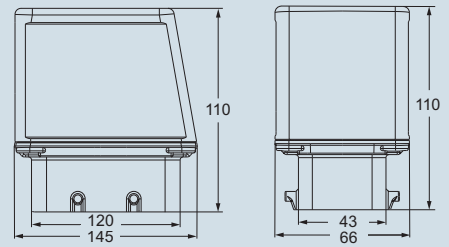
dimensions in mm

MBVO 24.250



dimensions in mm

CBC 24



CAUS® Type 4/4X/12



dimensions shown are not binding and may be changed without notice

BIG - size 104.27