

Product sheet

Output connector



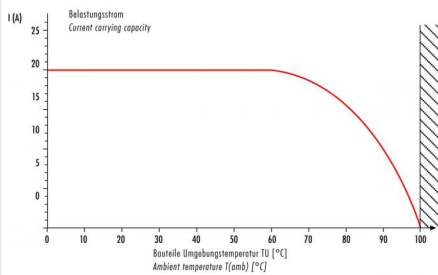
Product Pole

Contacts: 12+PE, female cable connector
12+PE

Area Article number

RD30 Power Series 694
99 0718 03 13

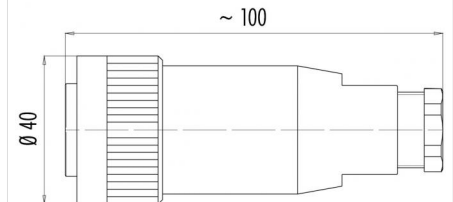
Deratingkurven



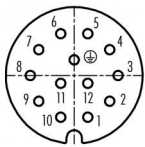
Illustration



Scale drawing



Contact Arrangement



	X	Y
1	2,38	-7,33
2	6,23	-4,53
3	7,70	0,00
4	6,23	4,53
5	2,38	7,33
6	-2,38	7,33
7	-6,23	4,53
8	-7,70	0,00
9	-6,23	-4,53
10	-2,38	-7,33
11	-2,38	-1,37
12	2,38	-1,37
⊕	0,00	2,74

You can find the item description on the next page.

Technical data

Common values

Connector Design	Female cable connector
Connector locking system	screw
Termination	Solder
Wire gauge (mm)	1.00 mm ²
Wire gauge (AWG)	18
Cable outlet	14 - 18 mm
Upper temperature	100 °C
Lower temperature	-40 °C

Electrical values

Rated voltage	250 V
Rated impulse voltage	4000 V
Pollution degree	3
Overvoltage category	III
Material group	III
Rated current (40°C)	6 A
Volume resistivity	≤ 5 mΩ
EMV compliance	not shielded
Degree of protection	IP65
Mechanical operation	> 500 mating cycles

Material

Material of contact	CuSn (Bronze)
Contact plating	Ag (Silver)
Material of contact body	PA (UL 94 HB)
Material of housing	PA (UL 94 V-0)

Contacts: 12+PE, female cable connector, cable outlet 14 - 18 mm

Product
Pole

Contacts: 12+PE, female cable connector
12+PE

Area
Article number

RD30 Power Series 694
99 0718 03 13

Item description

