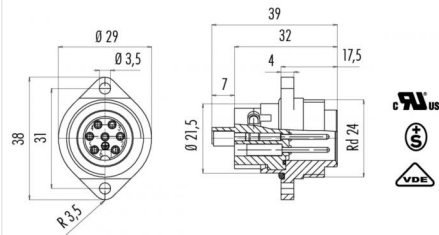
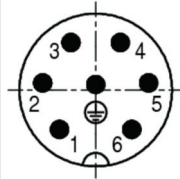


Product **Contacts: 6+PE, Male panel mount connector, central locking, screw clamp termination, PG 9**
 Area **RD24 Power Series 692/693**
 Article number **09 4219 150 07**

Scale drawing

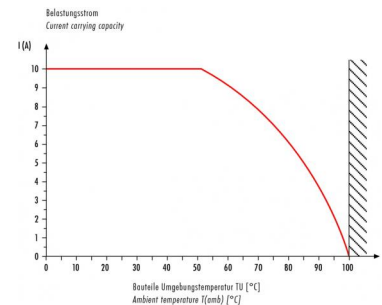


Contact Arrangement



	X	Y
1	-3,25	-3,54
2	-4,76	0,63
3	-2,22	4,26
4	2,22	4,26
5	4,76	0,63
6	3,25	-3,54
PE	0,00	0,50

Attenuation characteristics



You can find the assembly instruction on the next page.

Technical data

General features

Connector Design male panel mount connector
 Connector locking system bolted
 Termination screw
 Wire gauge (mm) 1,5-2,5 mm²
 Wire gauge (AWG) -
 Cable outlet -
 Upper temperature 100 °C
 Lower temperature -40 °C

Electrical parameters

Rated voltage 250 V
 Rated impulse voltage 4000 V
 Pollution degree 3
 Overvoltage category III
 Material group III
 Rated current (40°C) 10 A (8 A UL)
 Volume resistivity ≤ 5 mΩ
 EMV compliance not shielded
 Degree of protection IP67
 Mechanical operation > 500 Mating cycles

Material

Material of contact CuSn (Bronze)
 Contact plating Ag (silver)
 Material of contact body PBT

Product

Contacts: 6+PE, Male panel mount connector, central locking, screw clamp termination, PG 9

Area

RD24 Power Series 692/693

Article number

09 4219 150 07

Installation instructions / Mounting cutout

