


# Product sheet

## Subminiature connector

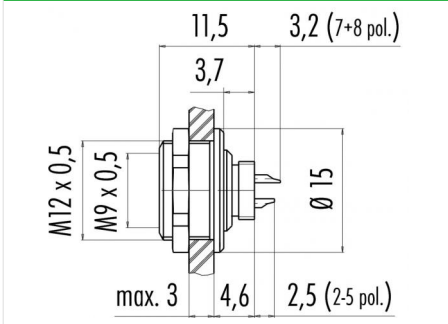


Product	<b>Contacts: 8, Female panel mount connector, solder, screwed from front</b>	Area	<b>M9 IP67 Series 712/702</b>
Pole	<b>8</b>	Article number	<b>09 0428 80 08</b>

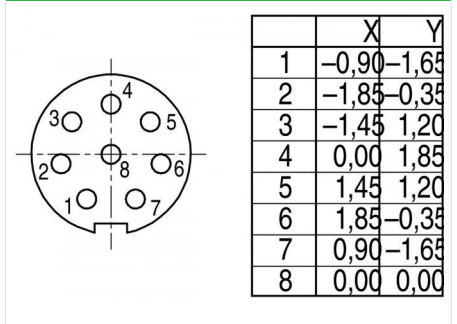
### Illustration



### Scale drawing



### Contact Arrangement



You can find the assembly instruction on the next page.

## Technical data

### Common values

Connector Design	Female panel mount connector
Connector locking system	screw
Termination	Solder
Wire gauge (mm)	0.14 mm <sup>2</sup>
Wire gauge (AWG)	26
Cable outlet	-
Upper temperature	85 °C
Lower temperature	-40 °C

### Electrical values

Rated voltage	125 V
Rated impulse voltage	1500 V
Pollution degree	1
Overvoltage category	II
Material group	III
Rated current (40°C)	1 A
Volume resistivity	≤ 3 mΩ
EMV compliance	shieldable
Degree of protection	IP67
Mechanical operation	> 500 mating cycles

### Cable data

material housing	-
Insulation single lead	-
Single lead structure	-
Conductor resistance	-

### Material

Material of contact	CuSn (Bronze)
Contact plating	Au (Gold)
Material of contact body	PA (UL 94 V-0)
Material of housing	CuZn (Brass nickel-plated)

Contacts: 8, Female panel mount connector, solder, screwed from front

Product

Contacts: 8, Female panel mount  
connector, solder, screwed from front  
8

Area  
Article number

M9 IP67 Series 712/702  
09 0428 80 08

Pole

Installation instructions / Mounting cutout

