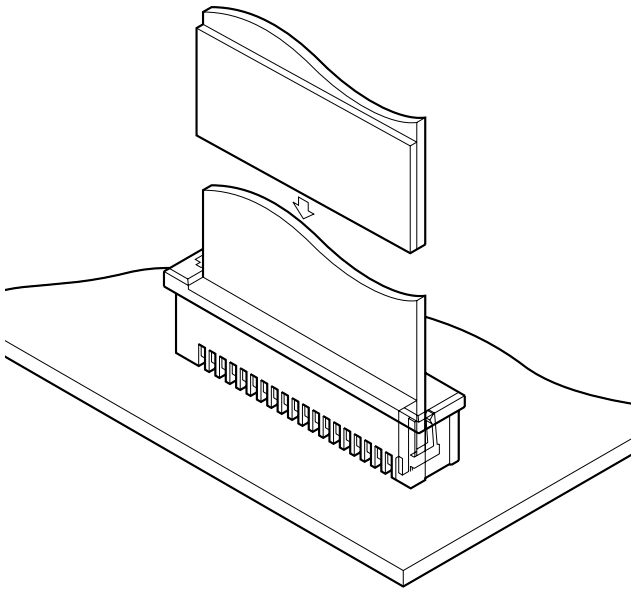




# FMZ CONNECTOR



1.0mm pitch/Connectors for FFC



**The FMZ series, a Zero Insertion Force (ZIF) connector series, was developed to increase wear resistance and extend the connector's mating life. It is a very compact connector with a thickness of only 4.2mm and a pitch of only 1.0mm and is thus useful for high density packaging. The contact has a reliable double-leaf construction which provides stable connection.**

- Zero insertion force mechanism
- Temporary retention feature
- Compact
- Double-leaf contact

## Specifications

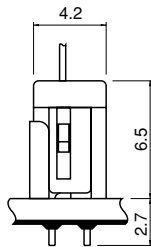
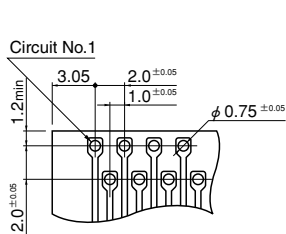
- Current rating: 0.5A AC, DC
  - Voltage rating: 50V AC, DC
  - Temperature range: -25°C to +85°C  
(including temperature rise in applying electrical current)
  - Contact resistance: Initial value/20m Ω max.  
After environmental testing/30m Ω max.
  - Insulation resistance: 800M Ω min.
  - Withstanding voltage: 500V AC/minute
  - Applicable FFC : Conductor pitch/1.0mm  
Conductor width/0.7mm  
Mating part thickness/  
6, 8 to 10, 12 to 16, 20 circuits: 0.3±0.05mm  
22, 26, 28, 30 circuits: 0.3<sup>0.05</sup> mm
  - Applicable PC board thickness: 0.8 to 1.6mm
- Note: FFC to be actually used should be checked for applicability.*
- \* Compliant with RoHS.
  - \* Refer to "General Instruction and Notice when using Terminals and Connectors" at the end of this catalog.
  - \* Contact JST for details.

## Standards

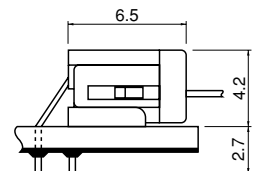
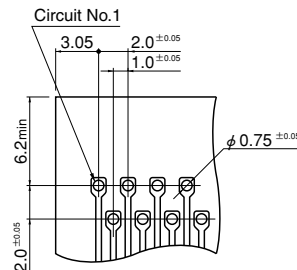
- Ⓜ Recognized E60389
- Ⓢ Certified LR20812

## PC board layout (viewed from soldering side) and Assembly layout

### Top entry type



### Side entry type



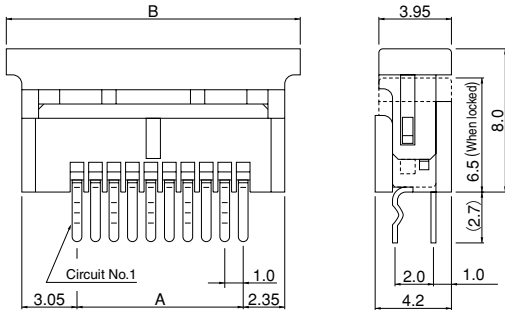
Note: 1. Tolerances are non-cumulative: ±0.05mm for all centers.

2. Hole dimensions differ according to the kind of PC board and piercing method. The dimensions above should serve as a guideline. Contact JST for details.

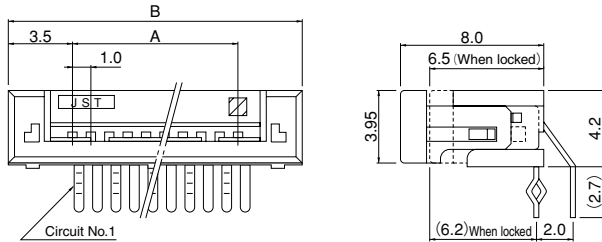
# FMZ CONNECTOR

## Connector

### Top entry type



### Side entry type



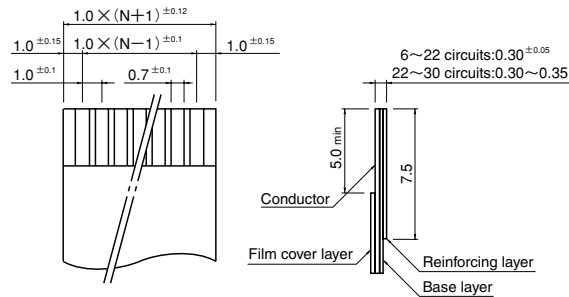
Circuits	Model No.		Dimensions (mm)		Qty / box	
	Top entry type	Side entry type	A	B	Top entry type	Side entry type
6	06FMZ-BT	06FMZ-ST	5.0	12.0	1,440	800
8	08FMZ-BT	08FMZ-ST	7.0	14.0	1,440	800
9	09FMZ-BT	09FMZ-ST	8.0	15.0	960	600
10	10FMZ-BT	10FMZ-ST	9.0	16.0	960	600
12	12FMZ-BT	12FMZ-ST	11.0	18.0	960	600
13	13FMZ-BT	13FMZ-ST	12.0	19.0	960	600
14	14FMZ-BT	14FMZ-ST	13.0	20.0	960	400
15	15FMZ-BT	15FMZ-ST	14.0	21.0	780	400
16	16FMZ-BT	16FMZ-ST	15.0	22.0	780	400
17	17FMZ-BT	17FMZ-ST	16.0	23.0	780	400
20	20FMZ-BT	20FMZ-ST	19.0	26.0	720	400
22	22FMZ-BT	22FMZ-ST	21.0	28.0	720	400
24	—	24FMZ-ST	23.0	30.0	—	300
26	26FMZ-BT	26FMZ-ST	25.0	32.0	480	300
28	28FMZ-BT	28FMZ-ST	27.0	34.0	480	300
30	30FMZ-BT	30FMZ-ST	29.0	36.0	480	300

### Material and Finish

Contact: Phosphor bronze, copper-undercoated, tin-plated (reflow treatment)  
Housing: Glass-filled PBT, UL94V-0

**RoHS compliance** This product displays (LF)(SN) on a label.

## Lead section dimensions of FFC



Note: N --- Number of circuits