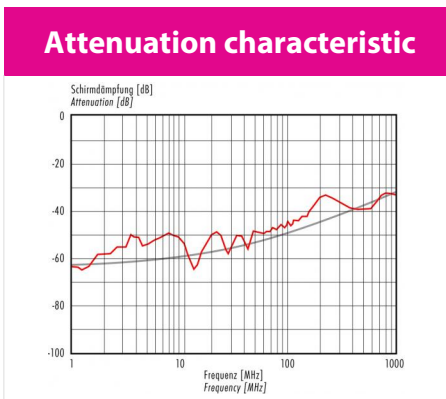
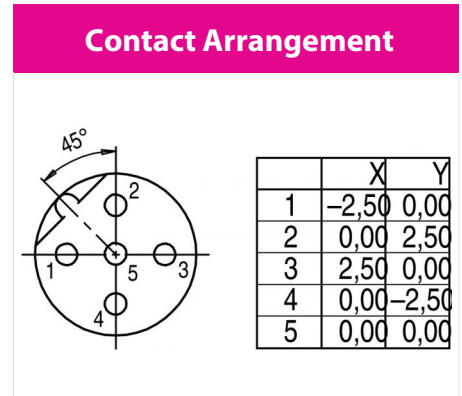
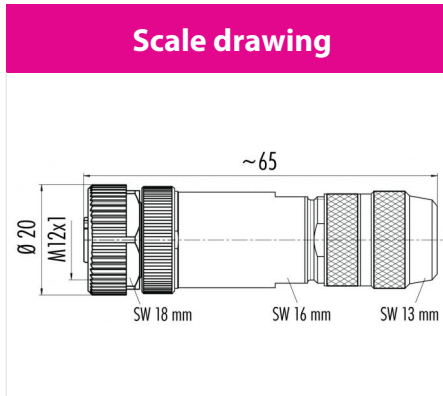


Product	<b>Contacts: 5, Female cable connector, shieldable, wire clamp connection, iris type spring, with die-cast threaded ring</b>	Area	<b>M12-B Series 715</b>
Pole	<b>5</b>	Article number	<b>99 1534 910 05</b>



You can find the item description and assembly instruction on the next page.

## Technical data

### Common values

Connector Design	Female cable connector
Connector locking system	screw
Termination	Käfigzugfeder
Wire gauge (mm)	0.50 mm <sup>2</sup>
Wire gauge (AWG)	20
Upper temperature	85 °C
Lower temperature	-40 °C

### Cable data

material housing	-
Insulation single lead	-
Single lead structure	-
Conductor resistance	-
Bending radius cable fixed	-
Bending radius cable movable	-

### Electrical values

Rated voltage	125 V
Rated impulse voltage	1500 V
Pollution degree	3
Overtoltage category	II
Material group	III
Rated current (40°C)	4 A
Volume resistivity	≤ 3 mΩ
EMV compliance	shielded
Degree of protection	IP67
Mechanical operation	> 100 mating cycles

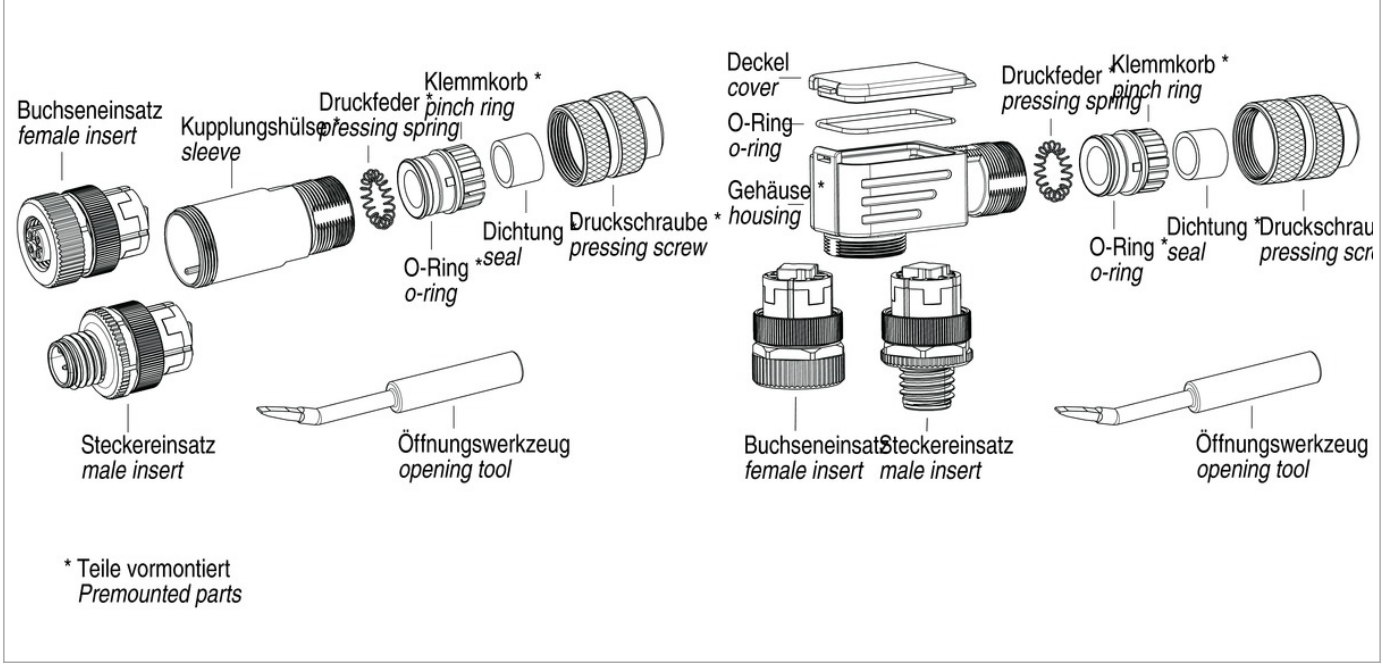
### Material

Material of contact	CuZn (Brass)
Contact plating	Au (Gold)
Material of contact body	PA
Material of housing	Nickel-plated zinc die-casting / stainless steel 1.4404

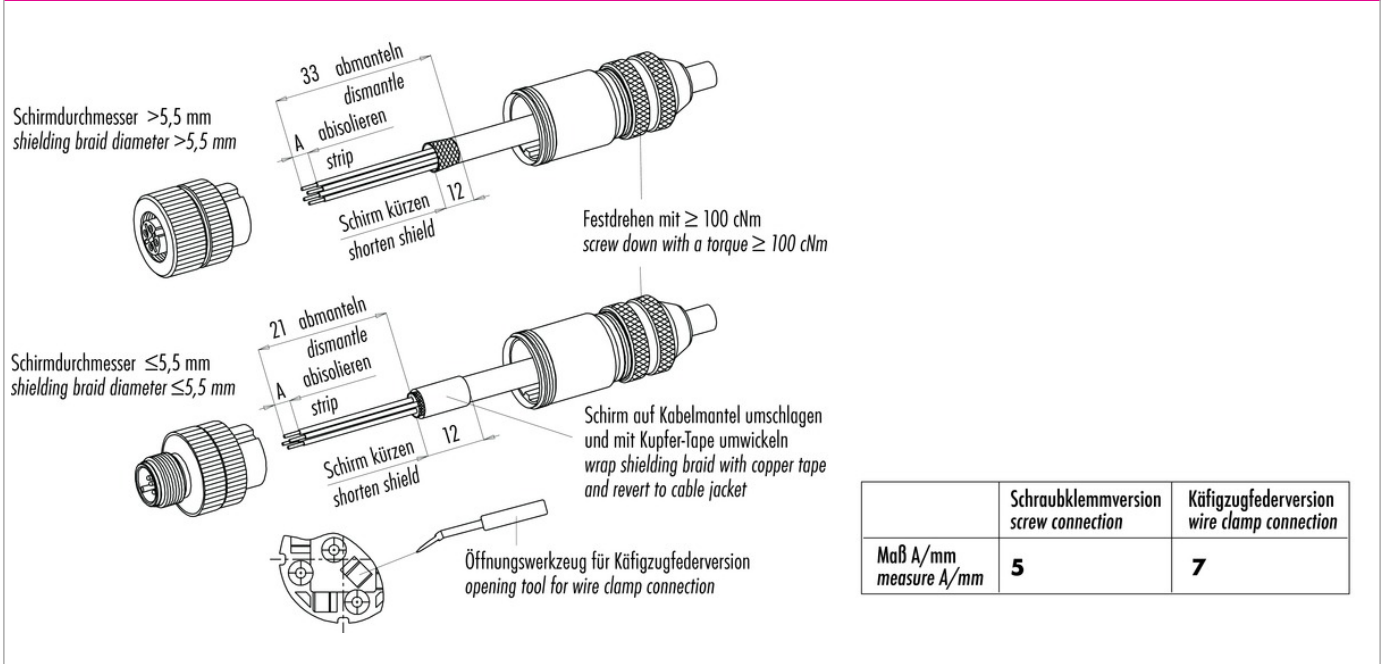
cable outlet: 8 - 9 mm, Contacts: 5, Female cable connector, shieldable, wire clamp connection, iris type spring

Product	<b>Contacts: 5, Female cable connector, shieldable, wire clamp connection, iris type spring, with die-cast threaded ring</b>	Area	<b>M12-B Series 715</b>
Pole	<b>5</b>	Article number	<b>99 1534 910 05</b>

Item description



Installation instructions / Mounting cutout



	Schraubklemmversion screw connection	Käfigzugfederversion wire clamp connection
Maß A/mm measure A/mm	<b>5</b>	<b>7</b>