



inserts:	page:
CDD 42 poles + ⊕	69
CDS 18 poles + ⊕	79
CSH 10 poles + ⊕	92
CNE, CSE 10 poles + ⊕	105
CCE 10 poles + ⊕	111
CSS 10 poles + ⊕	123
CT, CTSE *) 10 poles + ⊕	131
CQE 18 poles + ⊕	139
CMCE 3+2 (aux) poles + ⊕	148
CMSH 3+2 (aux) poles + ⊕	149
CX 8/24 poles + ⊕	169
MIXO 3 modules	179 - 215

*) only in the CHIN 10 enclosure

insert centre distance:
57 x 27 mm

housings with double lever

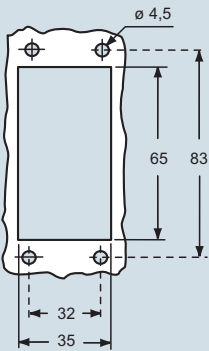


hoods with 4 pegs



description	part No.	entry M	part No.	entry M
bulkhead mounting housing, with 2 levers	CHIN 10			
surface mounting housing, high construction, with 2 levers	MAPN 10.32	32		
with pegs, side entry			MHON 10.25	25
with pegs, side entry, high construction			MFON 10.32	32
with pegs, top entry			MHVN 10.25	25
with pegs, top entry, high construction			MFVN 10.32	32

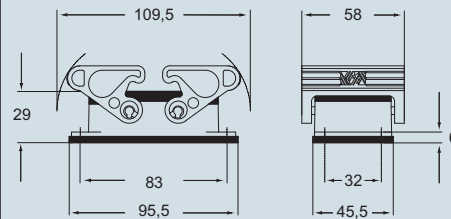
panel cut-out for bulkhead mounting housing in mm



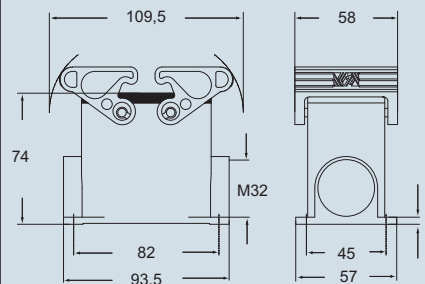
- kiln powder coating with RAL 9005 black epoxy polyester powder
- RAL 9005 black self-extinguishing thermoplastic locking lever (spare lever page 458)

dimensions in mm

CHIN 10

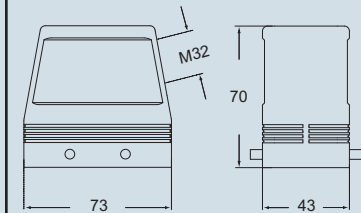


MAPN 10.32

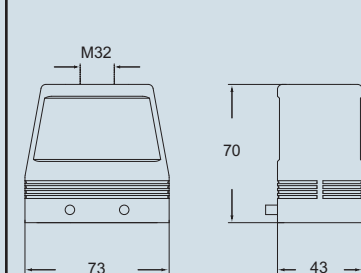


dimensions in mm

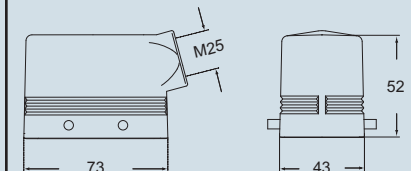
MFON 10.32



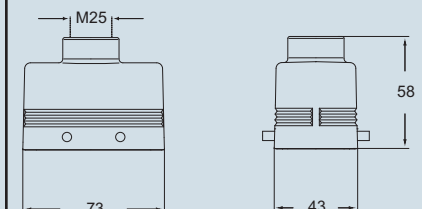
MFVN 10.32



MHON 10.25



MHVN 10.25



CALUS Type 4/4X/12



dimensions shown are not binding and may be changed without notice

LS-TYPE - size 57.27



inserts:	page:
CDD 42 poles + ⊕	69
CDS 18 poles + ⊕	79
CSH 10 poles + ⊕	92
CNE, CSE 10 poles + ⊕	105
CCE 10 poles + ⊕	111
CSS 10 poles + ⊕	123
CQE 18 poles + ⊕	139
CMCE 3+2 (aux) poles + ⊕	148
CMSH 3+2 (aux) poles + ⊕	149
CX 8/24 poles + ⊕	169
MIXO 3 modules	179 - 215

insert centre distance:
57 x 27 mm

hoods with double lever



covers



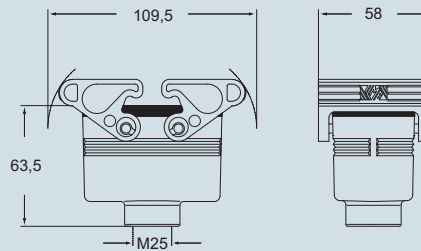
description	part No.	entry M	part No. (with eyelet)	part No. (with loop)
with 2 levers and gasket, top entry	MHVN 10 G25	25		
with 2 levers and gasket, top entry, high construction	MFVN 10 G32	32		

covers with pegs			CHCN 10	
covers with 2 levers				CHCN 10 G

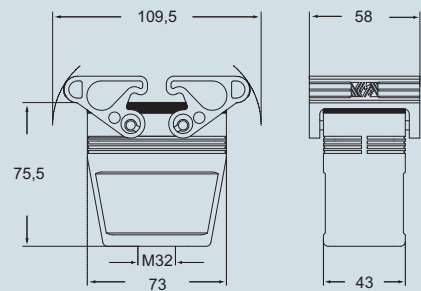
- kiln powder coating with RAL 9005 black epoxy polyester powder
- RAL 9005 black self-extinguishing thermoplastic locking lever (spare lever page 458)

dimensions in mm

MHVN 10 G25

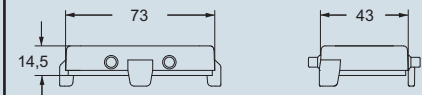


MFVN 10 G32

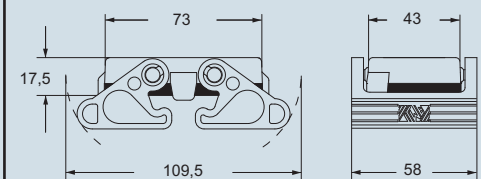


dimensions in mm

CHCN 10




CHCN 10 G



CALUS Type 4/4X/12



dimensions shown are not binding and may be changed without notice



LS-TYPE - size 57.27



inserts:	page:	
CDD 42 poles + ⊕	69 *	
CDS 18 poles + ⊕	79 *	
CSH 10 poles + ⊕	92 *	
CNE, CSE 10 poles + ⊕	105 *	
CCE 10 poles + ⊕	111 *	
CSS 10 poles + ⊕	123 *	
CT, CTSE *) 10 poles + ⊕	131 *	
CQE 18 poles + ⊕	139 *	
CMCE 3+2 (aux) poles + ⊕	148 *	
CMSH 3+2 (aux) poles + ⊕	149 *	
CX 8/24 poles + ⊕	169 *	
MIXO 3 modules	179 - 215 *	
CDSH 18 poles + ⊕	10	

*) only in the CHIN enclosure

* refer to catalogue page CN.16

insert centre distance: 57 x 27 mm

housings for 2 levers



NEW

hoods with 2 levers



NEW

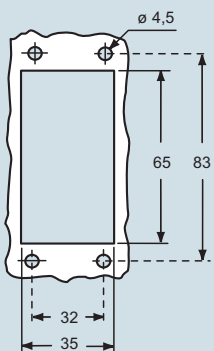
description	part No.
-------------	----------

bulkhead mounting housing, with 4 pegs

CHIN 10 CH

with 2 levers and gasket, top entry, high construction

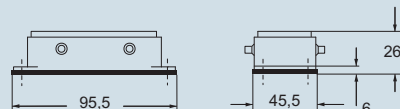
panel cut-out for bulkhead mounting housing in mm



- kiln powder coating with RAL 9005 black epoxy polyester powder
- RAL 9005 black self-extinguishing thermoplastic locking lever (spare lever page 458 catalogue CN.16)

dimensions in mm

CHIN CH

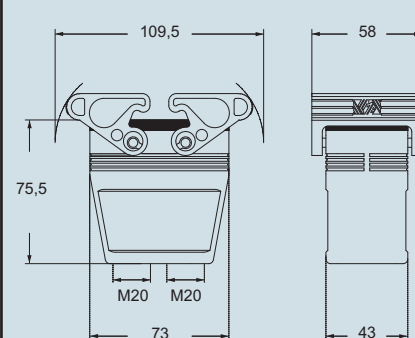


part No.	entry M
----------	---------

MFVN 10 G220 20 x 2

dimensions in mm

MFVN G



dimensions shown are not binding and may be changed without notice