



inserts:		page:
CD	64 poles + ⊕	59
CDD	108 poles + ⊕	72
CDS	42 poles + ⊕	81
CSH	24 poles + ⊕	94
CNE, CSE	24 poles + ⊕	107
CCE	24 poles + ⊕	113
CSS	24 poles + ⊕	125
CQE	46 poles + ⊕	141
CQEE	64 poles + ⊕	147
CMCE	10+2 (aux) poles + ⊕	152
CMSH	10+2 (aux) poles + ⊕	153
CX	4/8 and 6/6 poles + ⊕	173 and 175
MIXO	6 modules	179-215

insert centre distance:
104 x 27 mm

bulkhead mounting housings

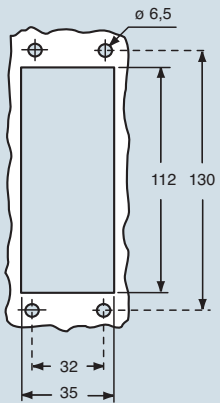


surface mounting housings



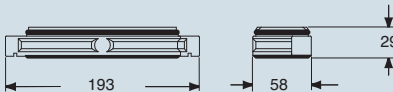
description	part No.	part No.		part No.	
		entry Pg	entry M	entry Pg	entry M
size "104.27"	CGI 24				
size "104.27"		CGP 24.36	36	MGP 24.40	40
size "104.27"		CGP 24.236	36 x 2	MGP 24.240	40 x 2

panel cut-out for bulkhead mounting housings in mm



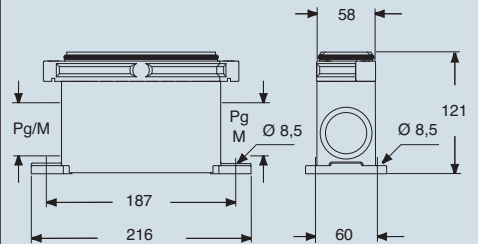
dimensions in mm

CGI



dimensions in mm

CGP and MGP



dust protection cover



CGCP FX from page 497

CAUS Type 4/4X/12



IP69K (compliant with DIN 40050-9)

and may be changed without notice

High protection IP68 version



inserts:		page:
CD	64 poles + ⊕	59
CDD	108 poles + ⊕	72
CDS	42 poles + ⊕	81
CSH	24 poles + ⊕	94
CNE, CSE	24 poles + ⊕	107
CCE	24 poles + ⊕	113
CSS	24 poles + ⊕	125
CQE	46 poles + ⊕	141
CQEE	64 poles + ⊕	147
CMCE	10+2 (aux) poles + ⊕	152
CMSH	10+2 (aux) poles + ⊕	153
CX	4/8 and 6/6 poles + ⊕	173 and 175
MIXO	6 modules	179-215

hoods



covers

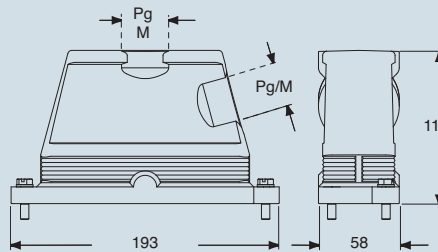


insert centre distance:
104 x 27 mm

description	part No.	entry Pg	part No.	entry M	part No.
with side entry size "104.27"	CGO 24.21	21	MGO 24.32	32	CGC 24
	CGO 24.29	29	MGO 24.40	40	
	CGO 24.36	36	MGO 24.50	50	
with top entry size "104.27"	CGV 24.21	21	MGV 24.325	25x3	CGC 24
	CGV 24.29	29	MGV 24.32	32	
	CGV 24.229	29x2	MGV 24.232	32x2	
	CGV 24.36	36	MGV 24.40	40	
			MGV 24.240	40x2	
size "104.27"			MGV 24.50	50	

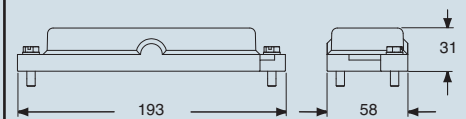
dimensions in mm

CGO/MGO and CGV/MGV



dimensions in mm

CGC



CAIUS® Type 4/4X/12



IP69K (compliant with DIN 40050-9)

dimensions shown are not binding and may be changed without notice

High protection IP68 version



inserts:		page:
CD	64 poles + ⊕	59
CDD	108 poles + ⊕	72
CDS	42 poles + ⊕	81
CSH	24 poles + ⊕	94
CNE, CSE	24 poles + ⊕	107
CCE	24 poles + ⊕	113
CSS	24 poles + ⊕	125
CQE	46 poles + ⊕	141
CQEE	64 poles + ⊕	147
CMCE	10+2 (aux) poles + ⊕	152
CMSH	10+2 (aux) poles + ⊕	153
CX	4/8 and 6/6 poles + ⊕	173 and 175
MIXO	6 modules	179-215

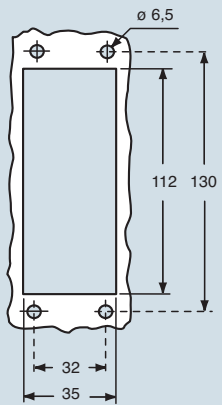
bulkhead mounting housings



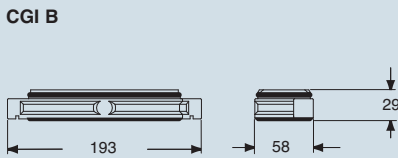
insert centre distance:
104 x 27 mm

description	part No.
size "104.27"	CGI 24 B

panel cut-out for bulkhead mounting housings in mm



dimensions in mm



High protection IP68 version

dust protection cover

CGCP FX from page 497

CAUS® Type 4/4X/12



IP69K (compliant with DIN 40050-9)

dimensions shown are not binding
and may be changed without notice



inserts:		page:
CD	64 poles + ⊕	59
CDD	108 poles + ⊕	72
CDS	42 poles + ⊕	81
CSH	24 poles + ⊕	94
CNE, CSE	24 poles + ⊕	107
CCE	24 poles + ⊕	113
CSS	24 poles + ⊕	125
CQE	46 poles + ⊕	141
CQEE	64 poles + ⊕	147
CMCE	10+2 (aux) poles + ⊕	152
CMSH	10+2 (aux) poles + ⊕	153
CX	4/8 and 6/6 poles + ⊕	173 and 175
MIXO	6 modules	179-215

insert centre distance:
104 x 27 mm

hoods



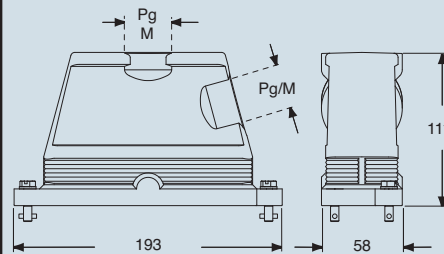
covers



description	part No.	entry Pg	part No.	entry M	part No.
with side entry					
size "104.27"	CGO 24.21 B	21	MGO 24.32 B	32	
size "104.27"	CGO 24.29 B	29	MGO 24.40 B	40	
size "104.27"	CGO 24.36 B	36	MGO 24.50 B	50	
with top entry					
size "104.27"	CGV 24.21 B	21	MGV 24.325 B	25x3	
size "104.27"			MGV 24.32 B	32	
size "104.27"			MGV 24.232 B	32x2	
size "104.27"	CGV 24.29 B	29	MGV 24.40 B	40	
size "104.27"	CGV 24.229 B	29x2	MGV 24.240 B	40x2	
size "104.27"	CGV 24.36 B	36	MGV 24.50 B	50	
size "104.27"					CGC 24 B

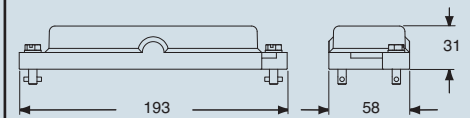
dimensions in mm

CGO/MGO B and CGV/MGV B



dimensions in mm

CGC B



CALUS® Type 4/4X/12



IP69K (compliant with DIN 40050-9)

dimensions shown are not binding and may be changed without notice

High protection IP68 version