

Product	Contacts: 3, Female angled connector, shieldable, solder	Area	M8 Series 768
Pole	3	Article number	99 3364 00 03

Illustration	Scale drawing	Contact Arrangement															
		<table border="1"> <thead> <tr> <th></th> <th>X</th> <th>Y</th> </tr> </thead> <tbody> <tr> <td>1</td> <td>1,75</td> <td>0,00</td> </tr> <tr> <td>2</td> <td>-</td> <td>-</td> </tr> <tr> <td>3</td> <td>-1,75</td> <td>0,00</td> </tr> <tr> <td>4</td> <td>0,00</td> <td>1,75</td> </tr> </tbody> </table>		X	Y	1	1,75	0,00	2	-	-	3	-1,75	0,00	4	0,00	1,75
	X	Y															
1	1,75	0,00															
2	-	-															
3	-1,75	0,00															
4	0,00	1,75															

You can find the item description and assembly instruction on the next page.

Technical data

Common values

Connector Design	Female angled connector
Connector locking system	screw
Termination	Solder
Wire gauge (mm)	0.25 mm ²
Wire gauge (AWG)	24
Cable outlet	3.5 - 5 mm
Upper temperature	85 °C
Lower temperature	-40 °C

Electrical values

Rated voltage	60 V
Rated impulse voltage	800 V
Pollution degree	3
Overvoltage category	II
Material group	III
Rated current (40°C)	4 A
Volume resistivity	≤ 3 mΩ
EMV compliance	geschirmt
Degree of protection	IP67
Mechanical operation	> 100 mating cycles

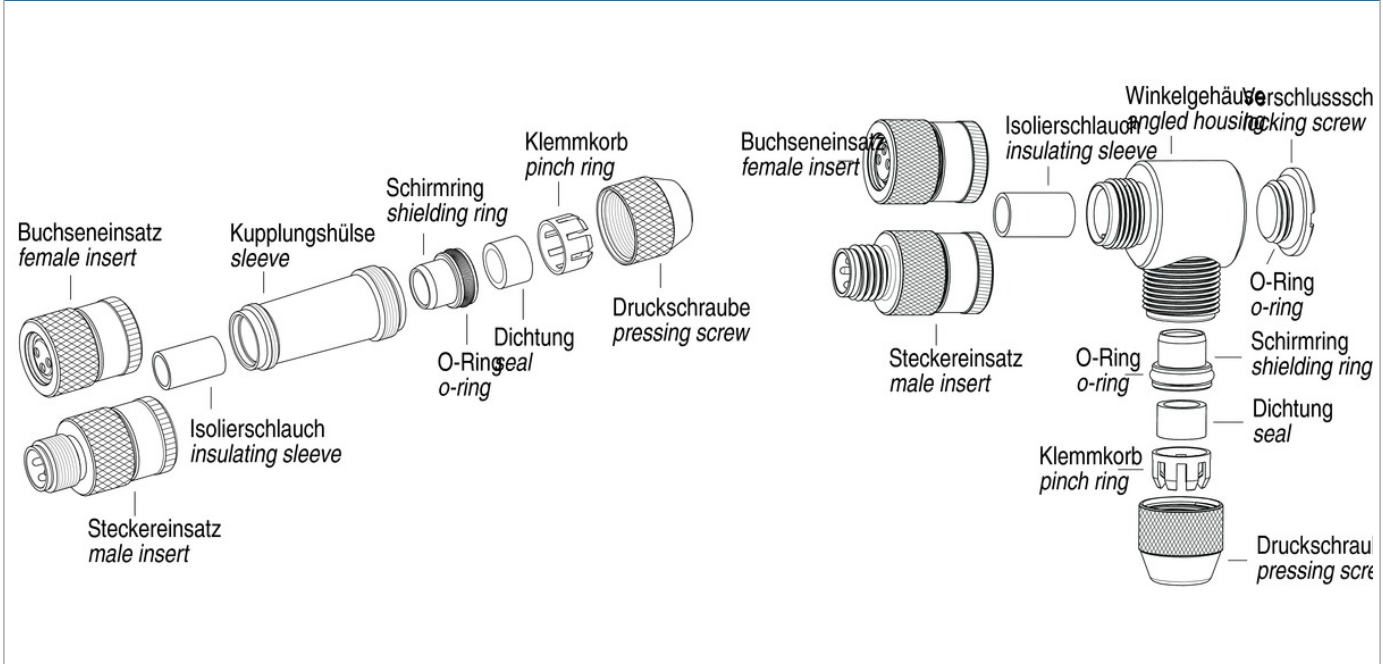
Material

Material of contact	CuSn (Bronze)
Contact plating	Au (Gold)
Material of contact body	PA (UL 94 HB)
Material of housing	PA/ die-cast zinc

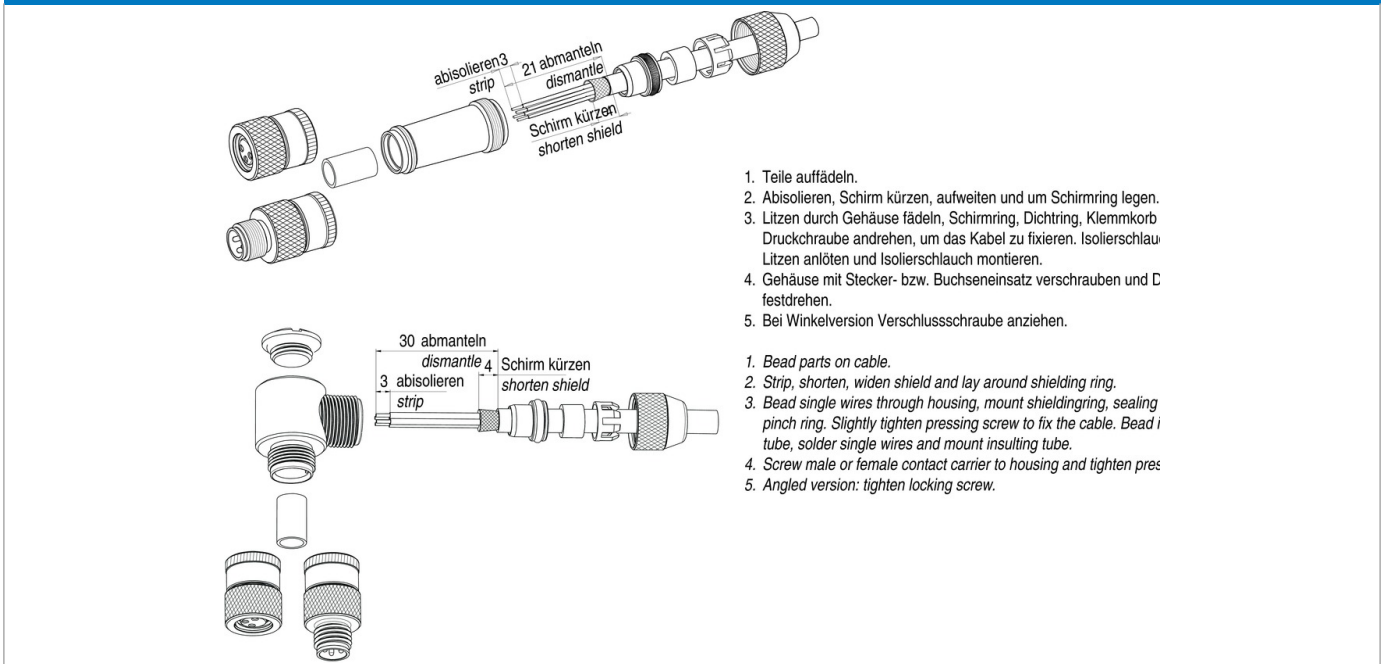
Contacts: 3, Female angled connector, shieldable, solder

Product	Contacts: 3, Female angled connector, shieldable, solder	Area	M8 Series 768
Pole	3	Article number	99 3364 00 03

Item description



Installation instructions / Mounting cutout



Product

**Contacts: 3, Female angled connector,
shieldable, solder**

Area

M8 Series 768

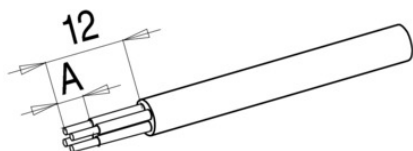
Pole

3

Article number

99 3364 00 03

Installation instructions / Mounting cutout



	Schraubklemmversion screw connection	Lötversion solder version
Maß A/mm measure A/mm	4	3