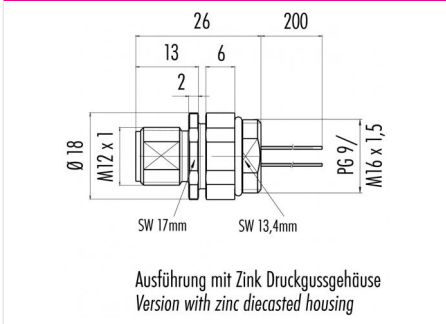


Product	Contacts: 5, Male panel mount connector, adjustable, with single wires, 0.25 mm²	Area	M12-B Series 715/766
Pole	5	Article number	09 4441 22 05

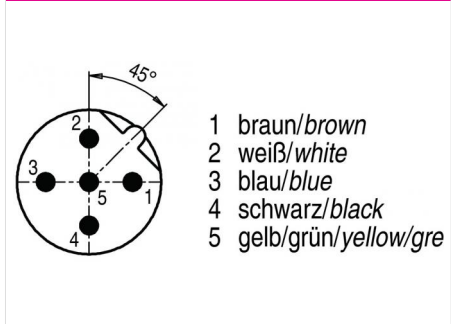
Illustration



Scale drawing



Contact Arrangement



You can find the assembly instruction on the next page.

Technical data

Common values

Connector Design	Male panel mount connector
Connector locking system	screw
Termination	Single wires
Wire gauge (mm)	0.25 mm ²
Wire gauge (AWG)	24
Upper temperature	85 °C
Lower temperature	-40 °C

Cable data

material housing	-
Insulation single lead	-
Single lead structure	-
Conductor resistance	-
Bending radius cable fixed	-
Bending radius cable movable	-

Electrical values

Rated voltage	125 V
Rated impulse voltage	1500 V
Pollution degree	3
Overvoltage category	II
Material group	II
Rated current (40°C)	4 A
Volume resistivity	≤ 3 mΩ
EMV compliance	not shielded
Degree of protection	IP68
Mechanical operation	> 100 mating cycles

Material

Material of contact	CuZn (Brass)
Contact plating	Au (Gold)
Material of contact body	PA
Material of housing	Nickel-plated zinc die casting / stainless steel 1.4404

fixing thread: PG 9, Contacts: 5, Male panel mount connector, adjustable, with single wires, 0.25 mm²

Product

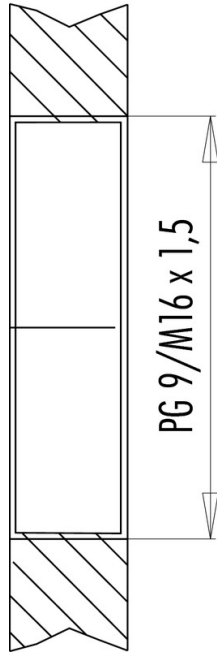
Contacts: 5, Male panel mount connector,
adjustable, with single wires, 0.25 mm²
5

Area
Article number

M12-B Series 715/766
09 4441 22 05

Pole

Installation instructions / Mounting cutout



Anzugsdrehmoment/Tightening moment
6,25 Nm